







Electric - In-Ceiling Screens Comparison

Series Name	Evanesce Tab-Tension	Evanesce Plus	Evanesce Tab-Tension CineGrey 5D®
Product Picture	 	 	 
Recommended Room Size	Small, Medium, Large	Large to X-Large	Small to Large
Screen Material	CineWhite®	MaxWhite®	CineGrey 5D®
Projector type compatibility	Ultra, Short, Standard throw	Standard (long) throw	Standard (long) throw
Recommended room lighting	Controlled lighting	Controlled lighting	Ceiling Ambient Light (75% rejection)
Diagonal Size and Aspect Ratio	16:9 - 100", 106", 120", 135"	16:9 - 150", 180", 200"	16:9 - 103", 115", 133"
	16:10 - 114", 139", 165"		
Gain	1.1	1.1	1.5
Viewing Angle	180°	180°	80°
Easy to Clean Screen Material	Yes	Yes	Yes
4 Side Black Masking Border	Yes	Yes	Yes
Black backed	Yes	Yes	No
Seamless	Yes	Yes	Yes
GREENGUARD® Certified	No	Yes	Yes
ISF Certified	Yes	No	Yes

Control System

Infrared Remote	Yes	Yes	Yes
Radio Frequency Remote	Yes	Yes	Yes
Wall switch keypad	Yes	Yes	Yes
Programmable vertical drop position via remote control	Yes	Yes	Yes
Radio Frequency remote code changeable	Yes	Yes	Yes
5-12v projector trigger capable	Yes	Yes	Yes
Wireless 5-12v projector trigger capable	Yes	Yes	Yes

Design and Installation

Housing Description	Aluminum - White	Aluminum - White	Aluminum - White
Installation Method	In-ceiling Recessed - Above and Below installation access	In-ceiling Recessed - Above installation access only	In-ceiling Recessed - Above and Below installation access
Installation kit included	Yes	Yes	Yes
Motor Type and Speed	Tubular - 14 rpm	Tubular - 30 rpm	Tubular - 14 rpm